





















# Halo: Reach Controller Layout









## Default Button Layout

	Use Grenades
	Use Weapon
	Use Armor Abilities
	Melee Attack
	Jump
	Switch Grenades
	Action / Reload
	Move
 (Click)	Crouch
	Look

# Halo: Reach Controller Layout

 (Click)	Zoom View
	Night Vision
	Multiplayer Score
	Game Menu
<b>Recon Button Layout</b>	
	Use Grenades
	Use Weapon
	Use Armor Abilities
	Action / Reload
	Jump
	Melee Attack

# Halo: Reach Controller Layout

	Switch Grenades
	Move
 (Click)	Crouch
	Look
 (Click)	Zoom View
	Night Vision
	Multiplayer Score
	Game Menu

Visit <http://www.shortcutmania.com/> for more printable Xbox 360 controller layout